



Electrolux
PROFESSIONAL

**Modular Cooking Range Line
thermaline 90 - 4 Zone Full Surface
Induction Top on Open Base, 1 Side,
Backsplash, H=700**

ITEM # _____

MODEL # _____

NAME # _____

SIS # _____

AIA # _____



589724 (MCJDEBJ1AA)

Free-zone Induction on open base (34x74x33h cm), H2, 4 zones, 1-side operated with backsplash

Short Form Specification

Item No. _____

Unit constructed according to DIN 18860_2 with 20 mm drop nose top and 70 mm recessed plinth. Internal frame for heavy duty sturdiness in stainless steel. 2 mm top in 1.4301 (AISI 304). Flat surface construction, easily cleanable. THERMODUL connection system enables seamless worktop when units are connected and avoids soil penetrating. Free zone multi-coil glass ceramic surface without dead spots can host up to 16 pots&pans. Minimum cookware diameter is 7 mm. UI design to control each coil independently, power (W) and temperature settings are possible. Overheat protection switches off the supply in case of overheating. IPX5 water resistance certification. Configuration: Freestanding, one-side operated, on open base, with backsplash, hygienic class H2.

Main Features

- The free zone induction offers the possibility to use multiple pots and pans, even small sizes (min diameter 7 cm), thanks to the multi-coil system design that makes all the surface active, ideal for à la carte menu.
- The smooth glass-ceramic surface features limited temperature increase and it can be quickly and easily cleaned, thus providing maximum hygiene.
- THERMODUL connection system creates a seamless work top when units are connected to each other thus avoiding soil penetrating vital components and facilitating the removal of units in case of replacement or service.
- 360° round stepless metal knobs, working clock and anticlock wise for quick parameters selection and adjustment.
- Each zone is controlled by a touch-sensitive keypad with 7 touch buttons, 4 displays and a round knob. Each zone consists in 4 coils, which can be individually controlled or bridged in 2, 3 or 4. Power (watts) or temperature (°C) can be selected. A function is also available to set and save 3 different configurations.
- Power setting from 25 to 2000 watt in 30 steps or temperature settings from 30 to 250° C in steps of 1°C.
- Electronic sensor, placed underneath the glass, below the coil center position, to precisely measure the temperature of the pan/pot bottom
- Overheat protection: a temperature sensor switches off the supply in case of overheating.
- Heating system automatically switches off when pots and pans are removed.
- Low heat dissipation to the kitchen.

Construction

- Unit constructed according to DIN 18860_2 with 20 mm drop nose top and 70 mm recessed plinth.
- Flat surface construction with minimal hidden areas to easily clean all surfaces
- Internal frame for heavy duty sturdiness in stainless steel.
- All major components may be easily accessed from the front, including the induction filters.
- 2 mm top in 1.4301 (AISI 304).
- 34x74x33 cm (wxdxh) open base with round corners H2 for storage.
- IPX5 water resistance certification.

Sustainability

- This model is compliant with Swiss Energy Efficiency Ordinance (730.02).



APPROVAL: _____




Experience the Excellence
www.electroluxprofessional.com


Optional Accessories

• Scraper for cook tops	PNC 910601	<input type="checkbox"/>
• Connecting rail kit for appliances with backsplash, 900mm	PNC 912499	<input type="checkbox"/>
• Portioning shelf, 1000mm width	PNC 912528	<input type="checkbox"/>
• Portioning shelf, 1000mm width	PNC 912558	<input type="checkbox"/>
• Folding shelf, 300x900mm	PNC 912581	<input type="checkbox"/>
• Folding shelf, 400x900mm	PNC 912582	<input type="checkbox"/>
• Fixed side shelf, 200x900mm	PNC 912589	<input type="checkbox"/>
• Fixed side shelf, 300x900mm	PNC 912590	<input type="checkbox"/>
• Fixed side shelf, 400x900mm	PNC 912591	<input type="checkbox"/>
• Stainless steel front kicking strip, 1000mm width	PNC 912636	<input type="checkbox"/>
• Stainless steel side kicking strip left or right, wall mounted, 900mm width	PNC 912660	<input type="checkbox"/>
• Stainless steel side kicking strip left or right, back-to-back, 1800mm width	PNC 912663	<input type="checkbox"/>
• Stainless steel plinth, against wall, 1000mm width	PNC 912941	<input type="checkbox"/>
• Connecting rail kit for appliances with backsplash, right	PNC 912981	<input type="checkbox"/>
• Connecting rail kit for appliances with backsplash, left	PNC 912982	<input type="checkbox"/>
• Back panel, 1000x700mm, for tops and units with backsplash	PNC 913015	<input type="checkbox"/>
• Stainless steel panel (12mm) 900x700mm, against wall, left side	PNC 913101	<input type="checkbox"/>
• Stainless steel panel (12mm) 900x700mm, against wall, right side	PNC 913105	<input type="checkbox"/>
• Endrail kit, flush-fitting, with backsplash, left	PNC 913117	<input type="checkbox"/>
• Endrail kit, flush-fitting, with backsplash, right	PNC 913118	<input type="checkbox"/>
• Endrail kit (12mm) for thermaline 90 units with backsplash, left	PNC 913208	<input type="checkbox"/>
• Endrail kit (12mm) for thermaline 90 units with backsplash, right	PNC 913209	<input type="checkbox"/>
• U-clamping rail for back-to-back installations with backsplash	PNC 913226	<input type="checkbox"/>
• - NOT TRANSLATED -	PNC 913232	<input type="checkbox"/>
• - NOT TRANSLATED -	PNC 913267	<input type="checkbox"/>
• - NOT TRANSLATED -	PNC 913269	<input type="checkbox"/>
• FILTER W=1000MM	PNC 913666	<input type="checkbox"/>
• STAINLESS STEEL DIVIDING PANEL 900X700MM LEFT/RIGHT	PNC 913672	<input type="checkbox"/>
• STAINLESS STEEL SIDE COVER PANEL, FLUSH 900X700MM LEFT/RIGHT	PNC 913688	<input type="checkbox"/>
• PEAK MANAGEMENT SYSTEM FOR FREE-ZONE INDUCTION, HALF MODULE (8 COILS)	PNC 921026	<input type="checkbox"/>


Front



Side


 EI = Electrical inlet (power)
 EQ = Equipotential screw

Top


Electric
Supply voltage: 400 V/3N ph/50/60 Hz
Total Watts: 32 kW

Key Information:
External dimensions, Width: 1000 mm
External dimensions, Depth: 900 mm
External dimensions, Height: 700 mm
Storage Cavity Dimensions (width): 340 mm
Storage Cavity Dimensions (height): 330 mm
Storage Cavity Dimensions (depth): 738.5 mm
Net weight: 120 kg
Configuration: On Base;One-Side Operated
Front Plates Power: 8 - 8 kW
Back Plates Power: 8 - 8 kW
Front Plates dimensions: 320x320 320x320
Back Plates dimensions: 320x320 320x320
Induction Top Dimensions (width): 1000 mm
Induction Top Dimensions (depth): 900 mm

Sustainability
Current consumption: 43 Amps